

# Productive Fitter Hours by Fitter

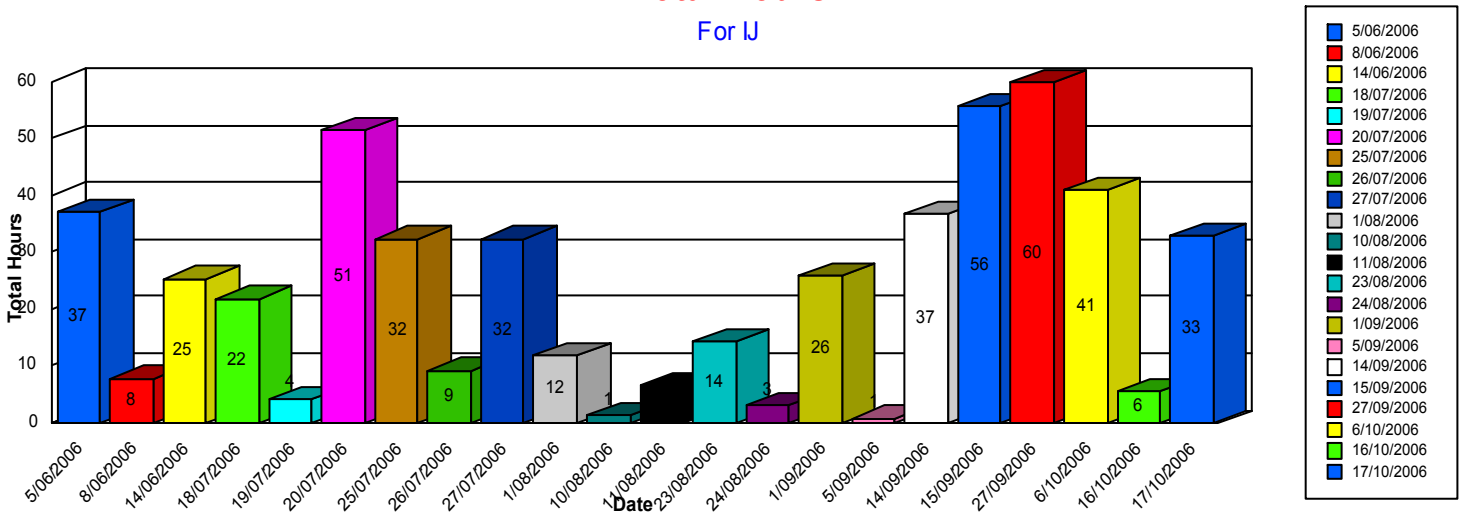


This report shows each fitters productive hours totalled for each week. The chart provides a good indication of typical productive time over the period you select. You can drill down to view the actual jobs by double clicking on a particular weeks figures.

[www.PerthCrest.com.au](http://www.PerthCrest.com.au)

July 10, 2008

## Total Hours For U



U

| Week Starting              | Hours | Labour     | Parts      | Total      |
|----------------------------|-------|------------|------------|------------|
| Week Starting : 5/06/2006  | 37.08 | \$875.58   | \$376.02   | \$1,251.60 |
| Week Starting : 8/06/2006  | 7.75  | \$182.98   | \$57.66    | \$240.64   |
| Week Starting : 14/06/2006 | 25.33 | \$598.16   | \$374.12   | \$972.28   |
| Week Starting : 18/07/2006 | 21.83 | \$515.49   | \$1,130.26 | \$1,645.75 |
| Week Starting : 19/07/2006 | 4.17  | \$98.38    | \$23.57    | \$121.95   |
| Week Starting : 20/07/2006 | 51.33 | \$1,212.05 | \$685.86   | \$1,897.91 |
| Week Starting : 25/07/2006 | 32.33 | \$763.43   | \$486.79   | \$1,250.22 |
| Week Starting : 26/07/2006 | 9.25  | \$218.39   | \$0.00     | \$218.39   |
| Week Starting : 27/07/2006 | 32.33 | \$763.43   | \$694.10   | \$1,457.53 |
| Week Starting : 1/08/2006  | 11.75 | \$277.43   | \$806.65   | \$1,084.08 |
| Week Starting : 10/08/2006 | 1.25  | \$29.52    | \$32.00    | \$61.52    |
| Week Starting : 11/08/2006 | 6.67  | \$157.40   | \$0.00     | \$157.40   |
| Week Starting : 23/08/2006 | 14.33 | \$338.42   | \$162.26   | \$500.68   |
| Week Starting : 24/08/2006 | 3.00  | \$70.83    | \$57.05    | \$127.88   |
| Week Starting : 1/09/2006  | 25.75 | \$607.98   | \$179.63   | \$787.61   |
| Week Starting : 5/09/2006  | 0.83  | \$19.68    | \$0.00     | \$19.68    |
| Week Starting : 14/09/2006 | 36.67 | \$865.75   | \$488.13   | \$1,353.88 |
| Week Starting : 15/09/2006 | 55.50 | \$1,310.38 | \$1,522.00 | \$2,832.38 |
| Week Starting : 27/09/2006 | 59.83 | \$1,412.69 | \$447.43   | \$1,860.12 |
| Week Starting : 6/10/2006  | 40.92 | \$966.08   | \$106.54   | \$1,072.62 |
| Week Starting : 16/10/2006 | 5.50  | \$129.86   | \$0.00     | \$129.86   |
| Week Starting : 17/10/2006 | 32.75 | \$773.26   | \$564.89   | \$1,338.15 |

U 516.17 \$12,187.17 \$8,194.96 \$20,382.13

# Productive Fitter Hours by Fitter

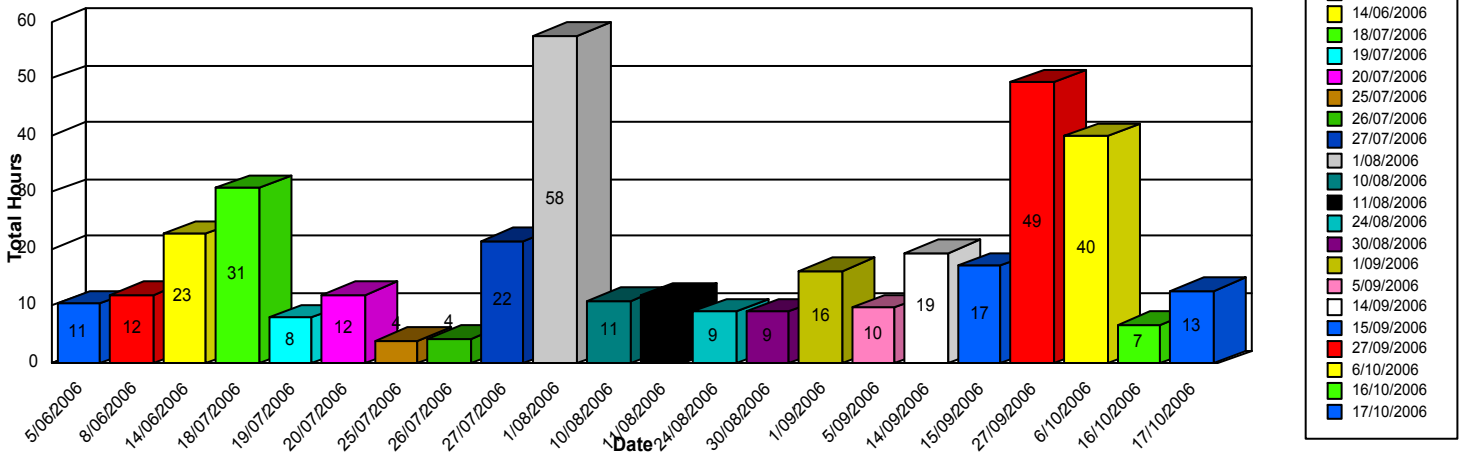


This report shows each fitters productive hours totalled for each week. The chart provides a good indication of typical productive time over the period you select. You can drill down to view the actual jobs by double clicking on a particular weeks figures.

[www.PerthCrest.com.au](http://www.PerthCrest.com.au)

July 10, 2008

## Total Hours For JM



### JM

| Week Starting | Hours | Labour     | Parts      | Total      |
|---------------|-------|------------|------------|------------|
| 5/06/2006     | 10.50 | \$247.91   | \$201.59   | \$449.50   |
| 8/06/2006     | 12.00 | \$283.32   | \$0.00     | \$283.32   |
| 14/06/2006    | 22.75 | \$537.15   | \$211.96   | \$749.11   |
| 18/07/2006    | 30.75 | \$726.03   | \$1,141.68 | \$1,867.71 |
| 19/07/2006    | 8.00  | \$188.88   | \$239.88   | \$428.76   |
| 20/07/2006    | 12.00 | \$283.32   | \$199.31   | \$482.63   |
| 25/07/2006    | 3.92  | \$92.47    | \$134.44   | \$226.91   |
| 26/07/2006    | 4.25  | \$100.34   | \$94.53    | \$194.87   |
| 27/07/2006    | 21.50 | \$507.63   | \$333.85   | \$841.48   |
| 1/08/2006     | 57.50 | \$1,357.61 | \$3,031.74 | \$4,389.35 |
| 10/08/2006    | 11.00 | \$259.71   | \$67.15    | \$326.86   |
| 11/08/2006    | 11.75 | \$277.42   | \$1,228.76 | \$1,506.18 |
| 24/08/2006    | 9.00  | \$212.50   | \$313.31   | \$525.81   |
| 30/08/2006    | 9.00  | \$212.49   | \$149.43   | \$361.92   |
| 1/09/2006     | 16.25 | \$383.69   | \$408.91   | \$792.60   |
| 5/09/2006     | 9.75  | \$230.21   | \$170.07   | \$400.28   |
| 14/09/2006    | 19.33 | \$456.49   | \$243.82   | \$700.31   |
| 15/09/2006    | 17.00 | \$401.38   | \$194.54   | \$595.92   |
| 27/09/2006    | 49.25 | \$1,162.86 | \$912.51   | \$2,075.37 |
| 6/10/2006     | 39.92 | \$942.49   | \$608.02   | \$1,550.51 |
| 16/10/2006    | 6.75  | \$159.36   | \$2.00     | \$161.36   |
| 17/10/2006    | 12.67 | \$299.08   | \$189.44   | \$488.52   |

|           |               |                   |                    |                    |
|-----------|---------------|-------------------|--------------------|--------------------|
| <b>JM</b> | <b>394.83</b> | <b>\$9,322.34</b> | <b>\$10,076.94</b> | <b>\$19,399.28</b> |
|-----------|---------------|-------------------|--------------------|--------------------|

# Productive Fitter Hours by Fitter

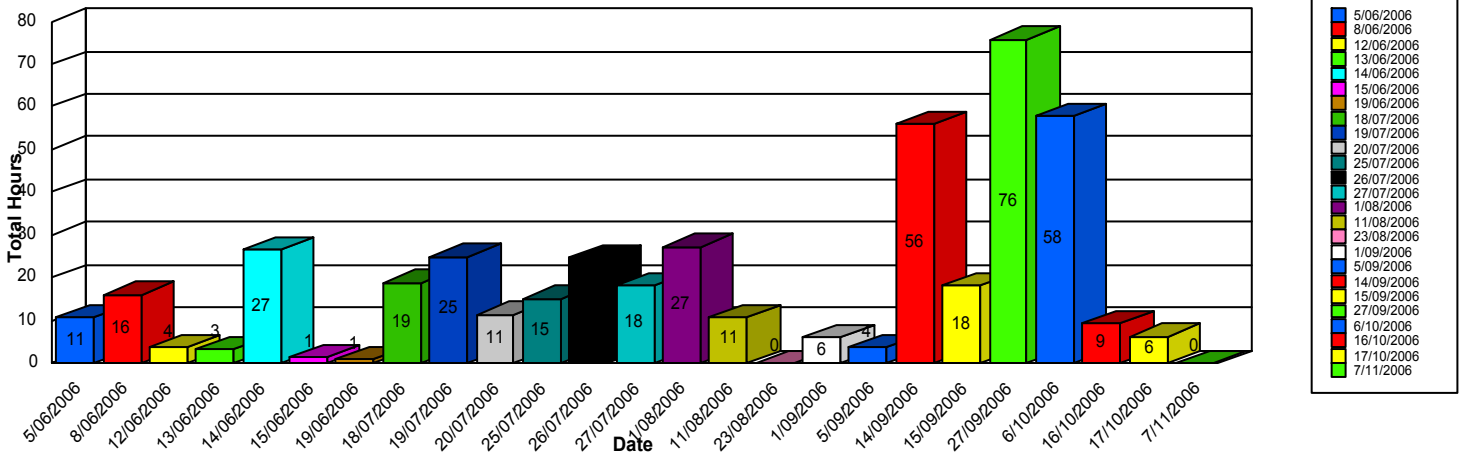


This report shows each fitters productive hours totalled for each week. The chart provides a good indication of typical productive time over the period you select. You can drill down to view the actual jobs by double clicking on a particular weeks figures.

[www.PerthCrest.com.au](http://www.PerthCrest.com.au)

July 10, 2008

## Total Hours For KH



### KH

| Week Starting              | Hours         | Labour             | Parts              | Total              |
|----------------------------|---------------|--------------------|--------------------|--------------------|
| Week Starting : 5/06/2006  | 10.50         | \$247.94           | \$149.96           | \$397.90           |
| Week Starting : 8/06/2006  | 16.00         | \$377.77           | \$137.49           | \$515.26           |
| Week Starting : 12/06/2006 | 3.50          | \$82.65            | \$33.03            | \$115.68           |
| Week Starting : 13/06/2006 | 3.25          | \$76.73            | \$201.36           | \$278.09           |
| Week Starting : 14/06/2006 | 26.50         | \$625.68           | \$1,444.02         | \$2,069.70         |
| Week Starting : 15/06/2006 | 1.25          | \$29.51            | \$0.00             | \$29.51            |
| Week Starting : 19/06/2006 | 0.75          | \$17.71            | \$0.00             | \$17.71            |
| Week Starting : 18/07/2006 | 18.83         | \$444.69           | \$809.01           | \$1,253.70         |
| Week Starting : 19/07/2006 | 24.83         | \$586.34           | \$1,483.55         | \$2,069.89         |
| Week Starting : 20/07/2006 | 11.33         | \$267.61           | \$344.97           | \$612.58           |
| Week Starting : 25/07/2006 | 15.08         | \$356.13           | \$225.58           | \$581.71           |
| Week Starting : 26/07/2006 | 24.58         | \$580.42           | \$1,720.66         | \$2,301.08         |
| Week Starting : 27/07/2006 | 18.25         | \$430.88           | \$137.97           | \$568.85           |
| Week Starting : 1/08/2006  | 27.25         | \$644.38           | \$1,352.83         | \$1,997.21         |
| Week Starting : 11/08/2006 | 10.75         | \$253.81           | \$1,228.76         | \$1,482.57         |
| Week Starting : 23/08/2006 | 0.00          | \$0.00             | \$0.00             | \$0.00             |
| Week Starting : 1/09/2006  | 5.92          | \$139.70           | \$195.83           | \$335.53           |
| Week Starting : 5/09/2006  | 3.50          | \$82.64            | \$130.13           | \$212.77           |
| Week Starting : 14/09/2006 | 55.75         | \$1,316.28         | \$2,639.47         | \$3,955.75         |
| Week Starting : 15/09/2006 | 18.00         | \$425.00           | \$1,238.91         | \$1,663.91         |
| Week Starting : 27/09/2006 | 75.67         | \$1,786.51         | \$2,800.80         | \$4,587.31         |
| Week Starting : 6/10/2006  | 57.75         | \$1,363.54         | \$2,329.36         | \$3,692.90         |
| Week Starting : 16/10/2006 | 9.33          | \$220.38           | \$267.79           | \$488.17           |
| Week Starting : 17/10/2006 | 6.25          | \$147.58           | \$176.36           | \$323.94           |
| Week Starting : 7/11/2006  | 0.00          | \$0.00             | \$0.00             | \$0.00             |
| <b>KH</b>                  | <b>444.83</b> | <b>\$10,503.88</b> | <b>\$19,047.84</b> | <b>\$29,551.72</b> |